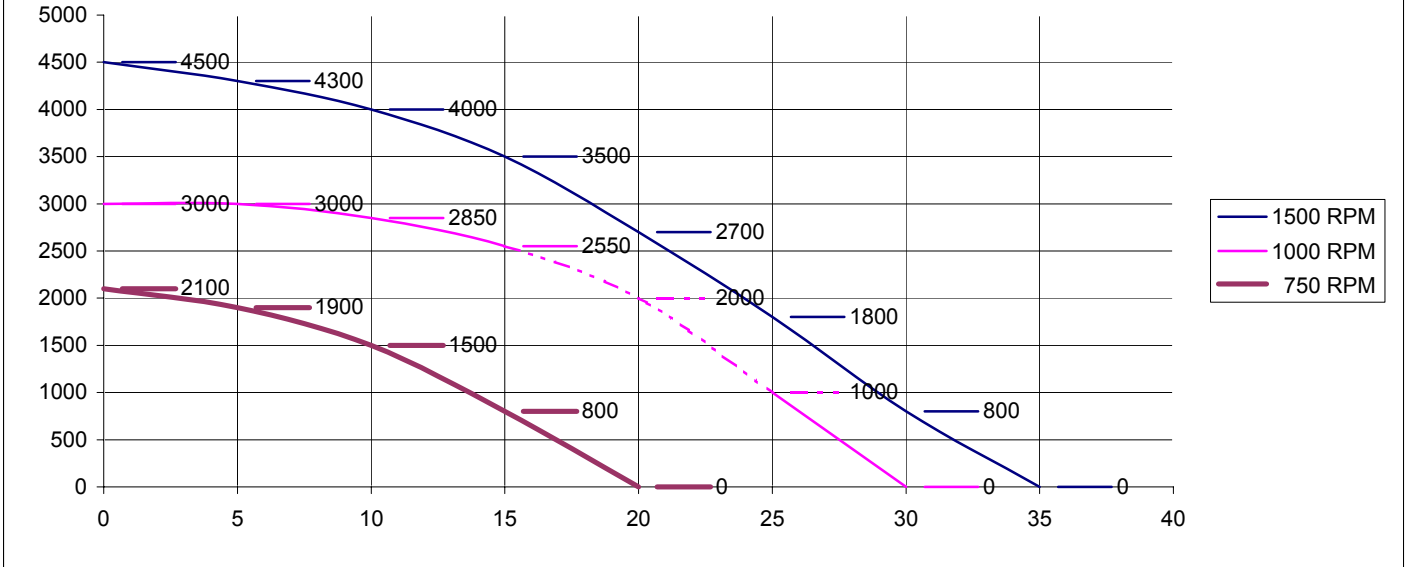


BOMBA G

	0	5	10	15	20	25	30	35
1500	4500	4300	4000	3500	2700	1800	800	0
1000	3000	3000	2850	2550	2000	1000	0	
750	2100	1900	1500	800	0			

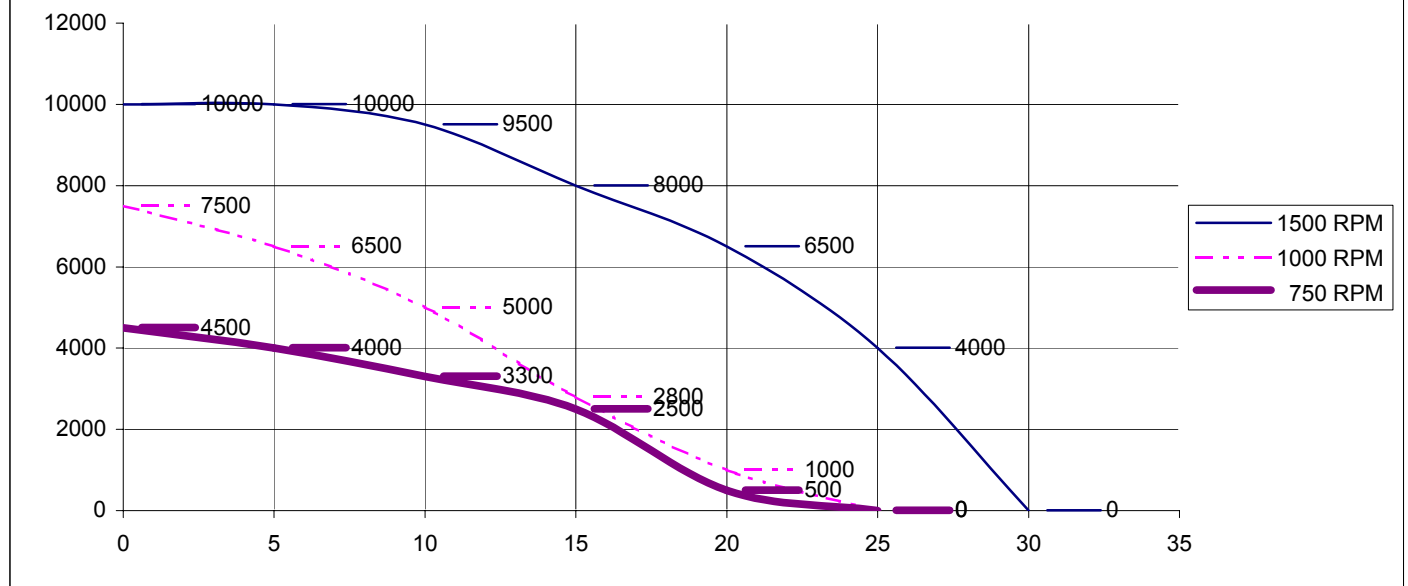
CURVAS BOMBA G



BOMBA R-10

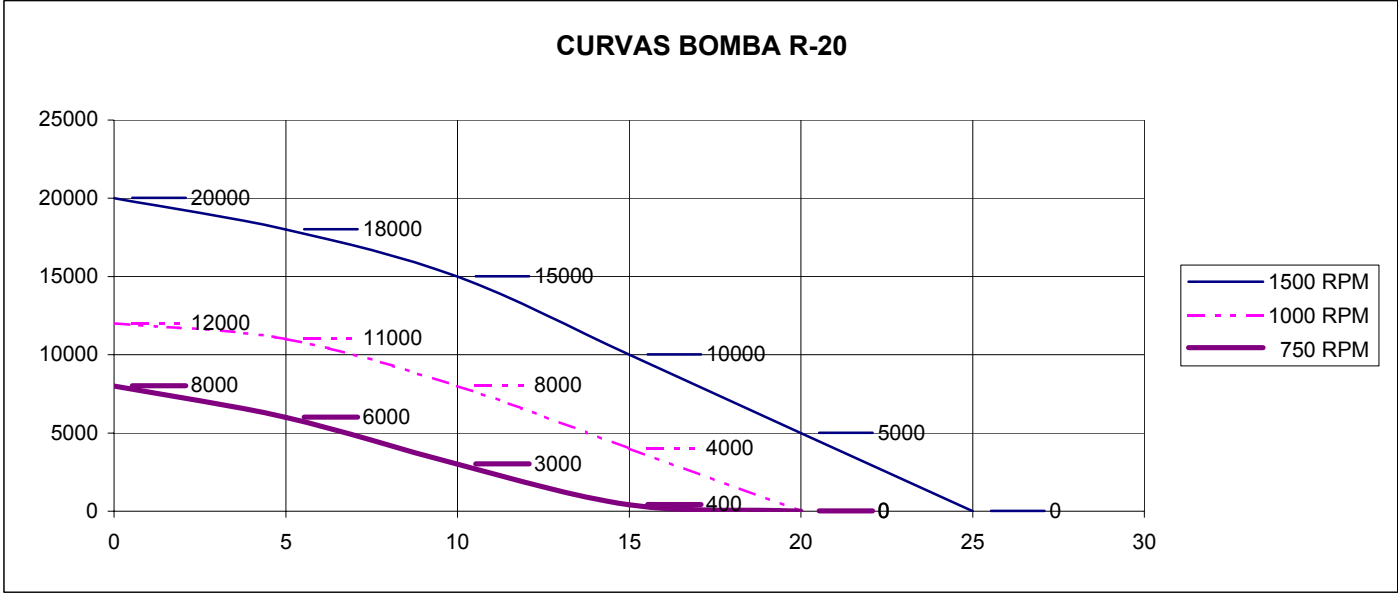
	0	5	10	15	20	25	30
1500	10000	10000	9500	8000	6500	4000	0
1000	7500	6500	5000	2800	1000	0	
750	4500	4000	3300	2500	500	0	

CURVA BOMBA R-10



BOMBA R-20

RPM	0	5	10	15	20	25
1500	20000	18000	15000	10000	5000	0
1000	12000	11000	8000	4000	0	
750	8000	6000	3000	400	0	



BOMBA R-50

RPM	0	5	10	15	20	25	30	35
1000	60000	55000	47000	40000	30000	10000	5000	0
750	40000	38000	34000	28000	18000	6500	0	

